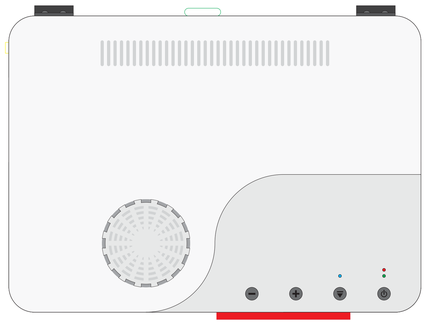

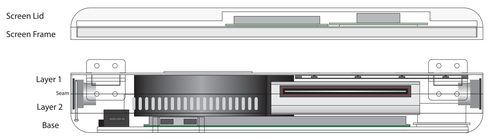

Grays to match spray paint!

Top Graphic

Clear Enamel Graphics

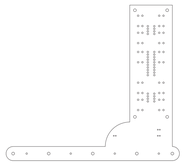

.063″ White Engaving

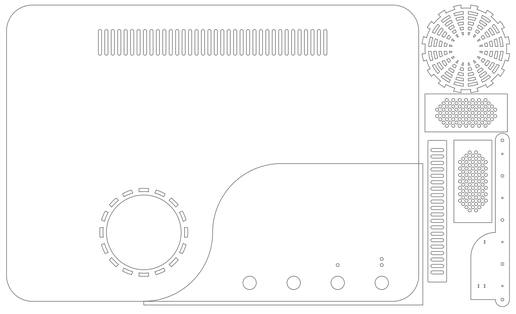

.063″ Silver Engraving

.031″ Engraving

.125″ and .188″ Acrylic

Layer Pieces .75″

Engrave GREEN lines to .25″ with some sort of 1/4″ curved bit
Cleanout GREEN square to .625″
Cleanout RED to .27″
Cleanout BLUE to .063″
Drill 1/16th holes to .25″

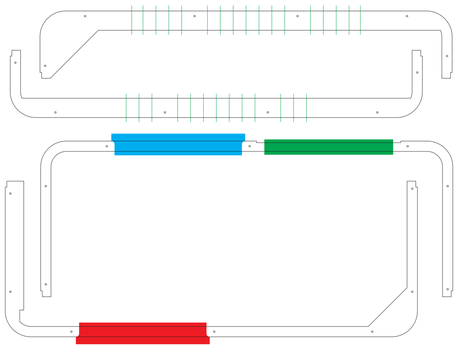

Base .75″ Pass 2 Inside

Cleanout BLUE to .525″
Cleanout RED to .65″
Cleanout GREEN to .48″
Cleanout YELLOW to .28″
Female cut out INNER BLACK
Drill INNER 1/16th holes to .65″
Drill OUTER 1/16th holes to .25″

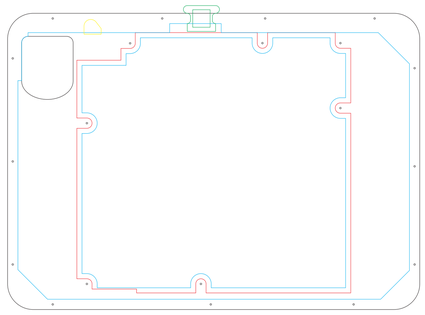

Screen Frame .5″ Only Pass

Drill screw holes with 1/16″ bit to .25″ deep
Cleanout RED to .375″
Female cut out inside black rectangle
Male cut outer perimeter



Base .75″ Pass 2 Inside

Cleanout BLUE to .525″
Cleanout RED to .65″
Cleanout YELLOW to .28″
Female cut out INNER BLACK
Drill INNER 1/16th holes to .65″
Drill OUTER 1/16th holes to .25″

HDMI plug-port version 2-18-10

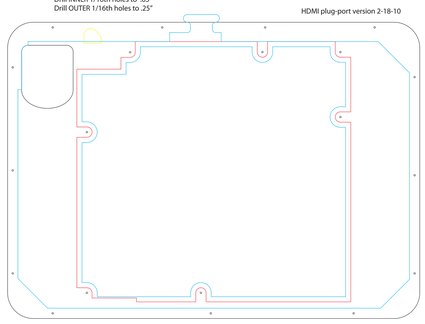

Screen Lid .75″ Pass 2 Inside

Drill screw holes with 1/16″ bit to .25″ deep
Cleanout RED to .25″
Cleanout BLUE (single pass after red) to .6″
Cleanout GREEN (single pass after red) to .7″

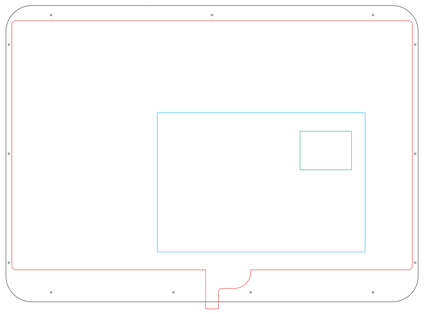

Base .75″ Pass 1 Outside

Attach to sacrificial .75″ foam underneath
Female cut RED with .125″ bit to .5″
Cleanout BLUE with .125″ bit to .375″
Cleanout GREEN with .125″ bit to .605″
Bevel cut outer perimeter cove bit to 1.125″

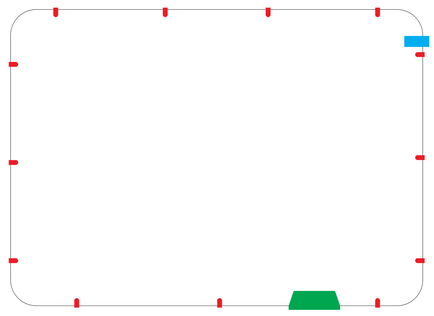

Screen Lid .75″ Pass 1 Outside

Attach to sacrificial .75″ foam underneath
Female cut RED with .125″ bit to .55″
Bevel cut outer perimeter cove bit to 1.125″